

Transition from phase slips to the Josephson effect in a superfluid ^4He weak link

E. HOSKINSON¹, Y. SATO¹, I. HAHN² AND R. E. PACKARD^{1*}

¹Department of Physics, University of California, Berkeley, California, 94720, USA

²Jet Propulsion Laboratory, California Institute of Technology, Pasadena, California 91109, USA

*e-mail: rpackard@berkeley.edu

Published online: 18 December 2005; doi:10.1038/nphys190

The rich dynamics of flow between two weakly coupled macroscopic quantum reservoirs has led to a range of important technologies. Practical development has so far been limited to superconducting systems, for which the basic building block is the so-called superconducting Josephson weak link¹. With the observation of quantum oscillations² in superfluid ^4He near 2 K, we can now envision analogous practical superfluid helium devices. The characteristic function that determines the dynamics of such systems is the current–phase relation $I_s(\varphi)$, which gives the relationship between the superfluid current I_s flowing through a weak link and the quantum phase difference φ across it. Here we report the measurement of the current–phase relation of a superfluid ^4He weak link formed by an array of nano-apertures separating two reservoirs of superfluid ^4He . As we vary the coupling strength between the two reservoirs, we observe a transition from a strongly coupled regime in which $I_s(\varphi)$ is linear and flow is limited by 2π phase slips, to a weak-coupling regime where $I_s(\varphi)$ becomes the sinusoidal signature of a Josephson weak link.

The dynamics of flow between two weakly coupled macroscopic quantum reservoirs can be highly counterintuitive. In both superconductors and superfluids, currents will oscillate through a constriction (weak link) between two reservoirs in response to a static driving force, which, in a classical system, would simply yield flow in one direction. In superconductors, such junctions have given rise to a range of technologies. Although promising analogous devices^{3–5} based on weak links have been demonstrated in superfluid ^3He , practical development will be hampered by the difficulty of working at the very low temperatures ($T < 10^{-3}$ K) required. Quantum oscillations were observed in superfluid ^4He at a temperature 2,000 times higher. To understand the fundamental nature of these oscillations, and to make progress towards device development, it is necessary to know the relationship between current and phase difference across the junction, $I_s(\varphi)$. The measurement of $I_s(\varphi)$ reported here reveals a transition between two distinct quantum regimes and opens the door to the development of superfluid ^4He interference

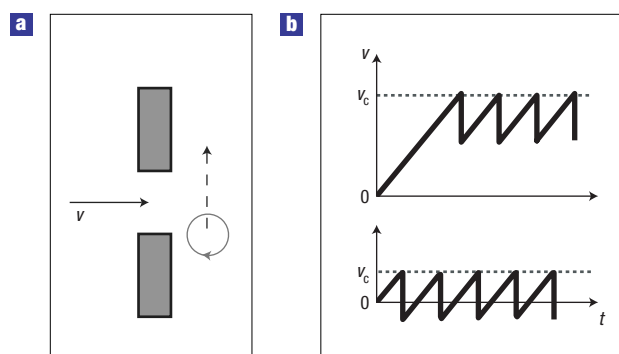


Figure 1 Schematic of flow through an aperture and corresponding velocity evolution. **a**, Superfluid with velocity v accelerates in response to a driving force up to a critical velocity v_c at which a singly quantized vortex is nucleated, crosses the flow path and causes a drop in v . **b**, Repeated vortex nucleation events give rise to a sawtooth waveform. The critical velocity v_c drops as $T \rightarrow T_\lambda$. At some T (lower curve in **b**) the superfluid flow will actually reverse direction.

devices analogous to the d.c.-SQUID, which will be highly sensitive to rotation.

When superfluid ^4He , well below its transition temperature $T_\lambda = 2.17$ K, is forced through a constriction, it will accelerate until it reaches a critical velocity, v_c , at which a quantized vortex is nucleated. This is shown schematically in Fig. 1. The vortex moves across the path of the fluid, decreasing the quantum phase difference between the reservoirs by 2π and decreasing the fluid velocity⁶ by a quantized amount Δv_s . This phase-slip process repeats, such that the flow through the constriction follows a sawtooth waveform. The critical velocity decreases towards zero as T is increased towards T_λ , but Δv_s is mostly independent of T . When $v_c < \Delta v_s$, the flow actually reverses direction whenever a phase slip occurs. If this situation were to continue as $T \rightarrow T_\lambda$

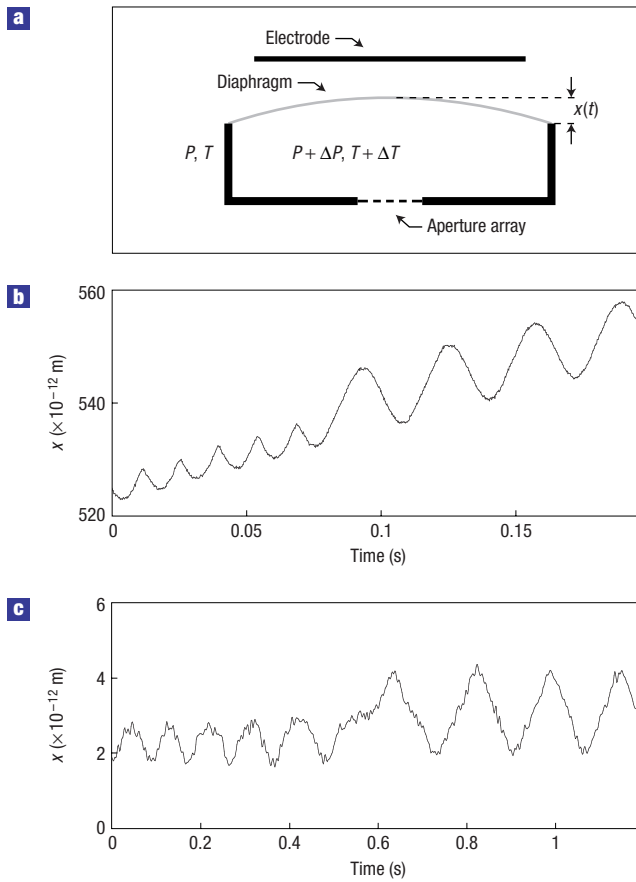


Figure 2 Schematic of the experimental cell and two typical flow transients. **a**, Schematic. **b,c**, Diaphragm position $x(t)$ as a function of time within two flow transients. These plots each show both lower amplitude Josephson frequency oscillations, for which $\langle \Delta\mu \rangle > 0$, and larger amplitude Helmholtz oscillations, for which $\langle \Delta\mu \rangle = 0$. In **b**, $T_\lambda - T = 7.4$ mK, $\xi_4/d = 0.4$ and $I_s(\varphi)$ is mostly linear. The Josephson frequency oscillations occur by the phase-slip mechanism here: the superfluid velocity, proportional to dx/dt , follows a sawtooth waveform. In **c**, $T_\lambda - T = 0.8$ mK, $\xi_4/d = 1.8$ and $I_s(\varphi)$ is mostly sinusoidal. Near $t = 0.6$ s where the Josephson frequency oscillations decay into Helmholtz oscillations, φ approaches a local maximum of just less than π . The current $I \propto dx/dt$ slows here, reflecting the sinusoidal nature of $I_s(\varphi)$.

and v_c drops below $\Delta v_s/2$, on phase slipping the flow would end up with a velocity greater than v_c in the opposite direction. This could not be an energy conserving process. At about the same temperature that this would occur, the healing length of the superfluid, $\xi_4 = 0.34(1 - T/T_\lambda)^{-0.67}$ nm, becomes comparable to the diameter of the constriction, d . Superfluidity is then suppressed in the confined geometry of the constriction, which now acts as a barrier between the two reservoirs of superfluid, analogous to a Dayem bridge in superconductors⁷. In this limit, where the wavefunctions on either side of the barrier partially overlap, the dynamics of flow through the aperture are expected to be described by the Josephson effect equations, which predict sinusoidal, rather than sawtooth, oscillations. Flow features of a hydrodynamic resonator were found to be consistent with such sinusoidal behaviour⁸. The system can be brought from one limit to the other by varying the strength of the coupling through the aperture. This coupling strength depends on the ratio ξ_4/d and we control ξ_4 by varying T .

A schematic of our experimental cell, described in more detail elsewhere⁹, is shown in Fig. 2a. A cylindrical inner reservoir of diameter 8 mm and height 0.6 mm is bounded on the top by an 8- μ m-thick flexible Kapton diaphragm on which a 400-nm-thick layer of superconducting lead has been evaporated. An array of 4,225 apertures spaced on a 3 μ m square lattice in a 50-nm-thick silicon nitride membrane is mounted in a rigid aluminium plate forming the walls and bottom of the inner reservoir. Flow measurements both above and below T_λ indicate that the apertures are $d = 38 \pm 9$ nm in diameter. Pressures can be induced across the array by application of an electrostatic force between the diaphragm and a nearby electrode, thereby pulling up on the diaphragm. Above the electrode is a superconducting coil (not shown) in which a persistent electrical current flows, producing a magnetic field that is modified by the superconducting plane of the diaphragm. Motion of the diaphragm, indicating fluid flow through the array, induces changes in the persistent current flowing in the coil, which are detected with a SQUID. The output of the SQUID is proportional to the displacement of the diaphragm $x(t)$. We can resolve a displacement of 2×10^{-15} m in 1 s.

The inner reservoir sits in a sealed can filled at room temperature with ⁴He through a capillary, which, to decouple the can and inner reservoir from environmental fluctuations, is then blocked close to the can with a cryogenic valve. The can is immersed in a pumped bath of liquid helium that is temperature stabilized to within ± 50 nK using a distributed resistive heater and high-resolution thermometer¹⁰ in a feedback loop.

Superfluid ⁴He with superfluid density ρ_s is described by a macroscopic quantum wavefunction $\psi = \sqrt{\rho_s}e^{i\phi}$. In unrestricted space, the flow velocity is proportional to the gradient of the phase: $v_s = (\hbar/m_4)\nabla\phi$. Here \hbar is Planck's constant h divided by 2π and m_4 is the ⁴He atomic mass. The superfluid current I_s through our array is a function of the phase difference $\Delta\phi$ between the two reservoirs. In general this phase difference evolves according to the Josephson–Anderson phase-evolution equation, $d\Delta\phi/dt = -\Delta\mu/\hbar$, where $\Delta\mu = m_4(\Delta P/\rho - s\Delta T)$ is the chemical potential difference across the array. Here ρ is the fluid total mass density, s is the entropy per unit mass, and ΔP and ΔT are the pressure and temperature differences across the array. If $I_s(\Delta\phi)$ is 2π periodic, a constant $\Delta\mu$ gives rise to oscillations at the Josephson frequency, $f_J = \Delta\mu/h$. This can occur in either the strong-coupling phase-slip regime or the weak-coupling Josephson regime. Our goals here are to determine the detailed time evolution of these oscillations and the underlying current–phase relation $I_s(\Delta\phi)$ as we change the coupling strength by varying the temperature. Hereafter we use φ to denote $\Delta\phi$.

Figure 2b and c shows sections of two flow transients excited by a step in the pressure ΔP across the array. The curves show the displacement $x(t)$ of the diaphragm as fluid is driven through the apertures under the influence of a time-dependent chemical potential gradient. The slope of these curves, dx/dt , is proportional to the total mass current through the aperture array, $I(t) = \rho A dx/dt$, where A is the diaphragm area. For both flow transients, the pressure step is such that a conventional fluid would be driven in the positive direction (positive slope). In Fig. 2b, where $T_\lambda - T = 7.4$ mK, $\xi_4/d = 0.4$ and the coupling is relatively strong. The regularly spaced slope discontinuities in the first half of the plot are the signatures of phase slips that occur whenever the continuously accelerating flow reaches a maximum current I_c . By contrast in Fig. 2c, where $T_\lambda - T = 0.8$ mK, $\xi_4/d = 1.8$ and the system is in the Josephson weak-link regime. The sharp phase-slip discontinuities have been smoothed out into sinusoidal Josephson oscillations. The $\Delta\mu$ induced by the initial pressure step relaxes to equilibrium throughout each transient. When $\Delta\mu$ reaches zero, the Josephson frequency oscillations cease and lower-frequency

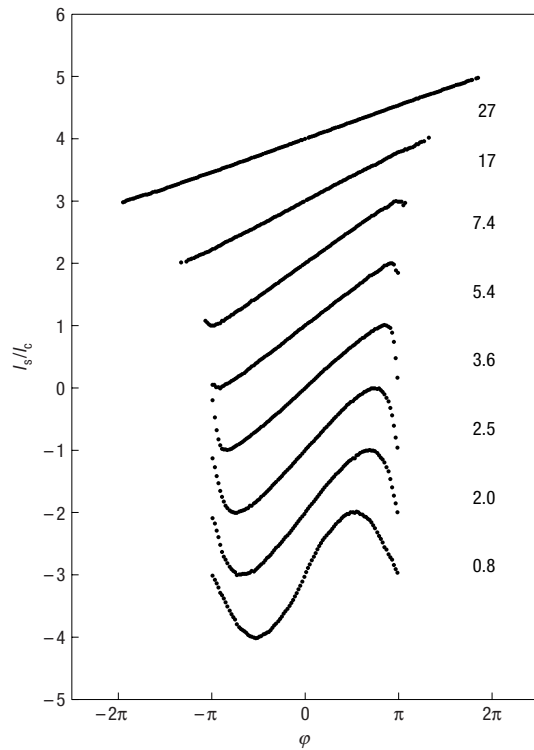


Figure 3 Evolution of $I_s(\varphi)$ with temperature near T_λ . Each curve has been normalized by its maximum value I_c and shifted vertically. The corresponding $T_\lambda - T$ is indicated in millikelvin to the right of each curve.

resonant ‘Helmholtz’ or ‘pendulum-mode’ oscillations begin, with current amplitude less than I_c . These are the larger displacement oscillations in the second halves of Fig. 2b and c.

The method we used to determine $I_s(\varphi)$ is conceptually similar to that used in ref. 11 for ^3He . The superfluid current as a function of time $I_s(t)$ is determined from transient data such as that shown in Fig. 2, with a small correction owing to a small normal flow component $I_n(t)$. The phase difference across the aperture array is determined by integrating the phase-evolution equation: $\varphi(t) = \varphi(0) - \hbar^{-1} \int_0^t \Delta\mu(\tau) d\tau$, where the phase offset is determined by the fact that $\varphi = 0$ when $I_s = 0$. Elimination between $I_s(t)$ and $\varphi(t)$ of the common variable of time then yields the current–phase relation $I_s(\varphi)$.

Integration of the phase-evolution equation requires knowledge of both $\Delta P(t)$ and $\Delta T(t)$. $\Delta P(t)$ is directly determined by the diaphragm displacement: $\Delta P = kx/A$, where k is a measured spring constant. An absolute calibration of ΔP is provided by the Josephson frequency relation for $\Delta T = 0$: $\Delta P = \rho\hbar f_J/m_4$ (with k and A this, in turn, provides the calibration for x). A temperature difference $\Delta T(t)$ is created whenever superfluid flows into or out of the inner cell (the thermo-mechanical effect) and is calculated using the measured current and a simple heat-flow equation⁹.

The current–phase functions for several temperatures are shown in Fig. 3. A smooth transformation occurs from the low-temperature strong-coupling regime where $I_s(\varphi)$ is linear with limiting values, into the weak-coupling regime, within a few millikelvin of T_λ , where $I_s(\varphi)$ morphs into a sine function. For $T_\lambda - T > 5$ mK, $I_s(\varphi)$ is mostly linear and the system is in the phase-slip regime. Under the influence of a constant $\Delta\mu$, φ will increase linearly until it reaches a critical value φ_c (the maximum value of φ for each plot) then slip back discontinuously by 2π .

I_s drops from $I_s(\varphi_c)$ to $I_s(\varphi_c - 2\pi)$. Because φ_c is less than 2π at these temperatures, φ and I_s reverse direction when a phase slip occurs. As the temperature is increased, going from top to bottom in Fig. 3, φ_c decreases. Around the temperature at which φ_c reaches π , $I_s(\varphi)$ morphs into a sinusoid, which is the signature of an ideal Josephson weak link. Each of the curves in Fig. 3 is obtained by averaging the $I_s(\varphi)$ data from between 5 and 70 transients such as those in Fig. 2.

An intriguing question that remains is why, in the temperature regimes investigated here, the array seems to act like a single aperture or a single weak link. The amplitude of the oscillations in the phase-slip regime, but close to the transition to weak-coupling behaviour, indicates that all of the apertures are acting together². One simple argument for phase coherence across the array is that phase gradients parallel to the wall containing the apertures correspond to lateral currents, which are not energetically favourable. It has been suggested that whereas thermal fluctuations can be strong in a single aperture, they may be suppressed in an array¹². It is not at all clear in the strong-coupling limit how the apertures interact and give rise to the synchronous generation of phase slips. We are working on extending these measurements to lower temperatures, and there is preliminary evidence that the array becomes less synchronous as T drops.

We find that the measured $I_s(\varphi)$ is well described by an empirical model consisting of a purely linear kinetic inductance in series with an ideal (purely sinusoidal) weak link. For the latter, $I_s(\theta_1) = I_c \sin(\theta_1)$. For the linear inductance, $I_s(\theta_2) = \hbar\theta_2/m_4L_\ell$. Here θ_1 is the phase across the ideal weak link, θ_2 is the phase across the linear inductance L_ℓ and $\varphi = \theta_1 + \theta_2$. The model can be characterized in terms of I_c and the ratio of two inductances, $\alpha = L_\ell/L_J$. Here L_J is the kinetic inductance of the ideal weak link evaluated at $\theta_1 = 0$, $L_J = (\hbar/m_4)(dI_s/d\theta_1)_{\theta_1=0}^{-1} = \hbar/m_4I_c$. The overall current–phase relation can be written parametrically: $I_s = I_c \sin(\theta_1)$, $\varphi = \theta_1 + \alpha \sin(\theta_1)$. An analogous model has been applied to superconducting Josephson junctions¹³. It has been found to be inapplicable to ^3He weak links¹⁴. The model parameters can be determined from the measured $I_s(\varphi)$ in a very simple way: I_c is the maximum of $I_s(\varphi)$, which occurs at $\varphi = \varphi_m$, and $\alpha = \varphi_m - (\pi/2)$ is the deviation of the peak position from $\pi/2$. In the limit $\alpha \rightarrow 0$, the linear inductance is negligible and $I_s(\varphi) = I_c \sin(\varphi)$. In the limit $\alpha \gg 1$, $I_s(\varphi)$ is linear except near φ_m . For $\alpha \geq 1$, there exists a critical phase φ_c at which $dI_s/d\varphi = -\infty$. The model is multiple valued in this case, and a phase slip occurs when the system falls off the cliff at φ_c onto an adjacent branch of $I_s(\varphi)$. When $\alpha \gg 1$, $\varphi_c \cong \varphi_m$ and the size of the phase slip is $\Delta I_s = 2\pi I_c/\alpha$. The transition between the discontinuous phase-slip regime and the continuous weak-coupling regime occurs when $\alpha = 1$, $\varphi_m = (\pi/2) + 1$, $\varphi_c = \pi$ and $\Delta I_s = 0$.

The measured parameters I_c and α (independent of any model) are plotted versus temperature in Fig. 4a and b. The model prediction for $I_s(\varphi)$, using only the measured I_c and α values, is plotted in Fig. 4c for four different temperatures, along with the actual measured $I_s(\varphi)$. The agreement is striking, and shows that, within the temperature range we have investigated, the entire $I_s(\varphi)$ can be accurately reproduced by this model at a given temperature from the measured I_c and α alone. Although the model is empirical, it lends insight into how the evolution of $I_s(\varphi)$ can be viewed as the transition from a multiple-valued hysteretic function to one that is single valued.

The experiment described here reveals the evolution of the function $I_s(\varphi)$ characterizing the union of two superfluid ^4He reservoirs. This evolution shows a transition between two important and distinct quantum phenomena: phase slips, associated with the generation of singly quantized vortices, and the Josephson effect, associated with the weak coupling of two

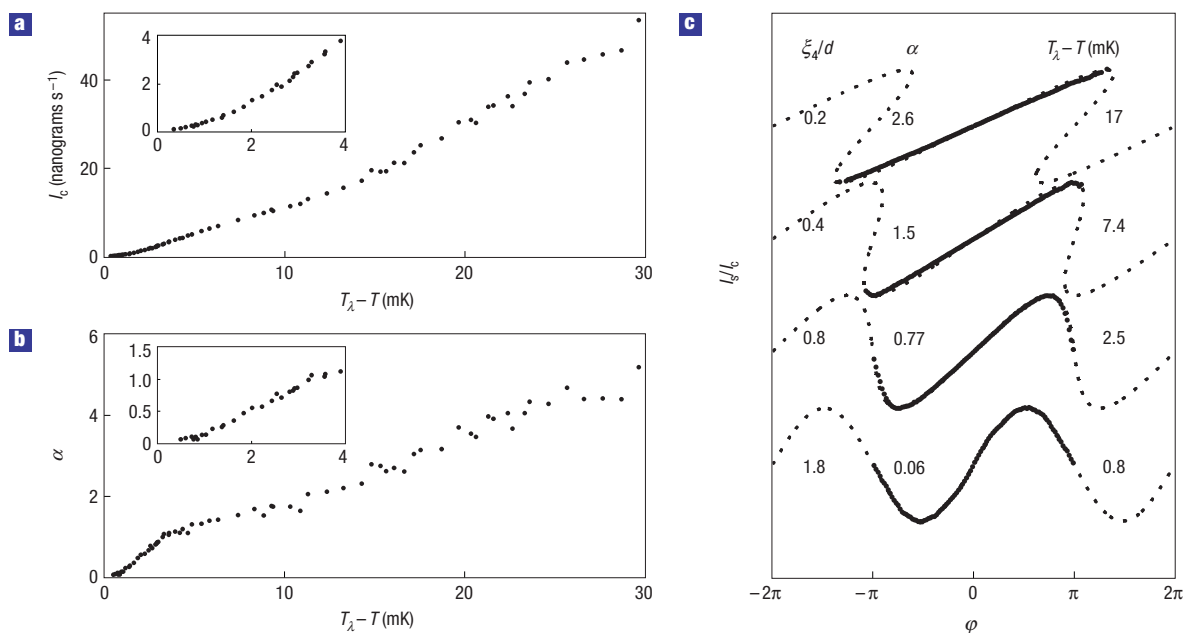


Figure 4 Evolution of superfluid ${}^4\text{He}$ weak-link parameters with temperature and an empirical model that can generate $I_s(\varphi)$ from these parameters. **a**, Measured maximum current. **b**, Measured deviation of $I_s(\varphi)$ peak position from $\pi/2$. The insets show an expanded view of the data within 4 mK of T_λ . **c**, Normalized $I_s(\varphi)$, measured (solid points) and generated using the model (dotted lines).

quantum systems through a potential barrier. We find that a simple two-parameter model accurately describes the entire temperature regime under study. The $\sin(\varphi)$ behaviour revealed at the higher temperatures will lead to the development of a superfluid ${}^4\text{He}$ interferometer, an analogue of the superconducting d.c.-SQUID. Such a device, operating near 2 K, a regime accessible by mechanical cryo-coolers, will lead to practical devices useful in inertial navigation, geodesy and basic physics.

Received 23 September 2005; accepted 18 November 2005; published 18 December 2005.

References

1. Van Duzer, T. & Turner, C. W. *Superconductive Devices and Circuits* 2nd edn (Prentice-Hall, Upper Saddle River, 1999).
2. Hoskinson, E., Packard, R. E. & Haard, T. M. Quantum whistling in superfluid helium-4. *Nature* **433**, 376 (2005).
3. Mukharsky, Y., Avenel, O. & Varoquaux, E. Rotation measurements with a superfluid ${}^3\text{He}$ gyrometer. *Physica B* **284–288**, 287–288 (2000).
4. Avenel, O., Mukharsky, Y. & Varoquaux, E. Superfluid gyrometers. *J. Low Temp. Phys.* **135**, 745–772 (2004).
5. Simmonds, R. W., Marchenkov, A., Hoskinson, E., Davis, J. C. & Packard, R. E. Quantum interference of superfluid ${}^3\text{He}$. *Nature* **412**, 55–58 (2001).
6. Avenel, O., Bernard, M., Burkhart, S. & Varoquaux, E. Autopsy of superflow collapses and multiple phase slips. *Physica B* **210**, 215–233 (1995).

7. Anderson, P. W. & Dayem, A. H. Behavior of thin-film superconducting bridges in a microwave field. *Phys. Rev. Lett.* **13**, 195–197 (1964).
8. Sukhatme, K., Mukharsky, Y., Chui, T. & Pearson, D. Observation of the ideal Josephson effect in superfluid ${}^4\text{He}$. *Nature* **411**, 280–283 (2001).
9. Hoskinson, E. & Packard, R. E. Thermally driven Josephson oscillations in superfluid ${}^4\text{He}$. *Phys. Rev. Lett.* **94**, 155303 (2005).
10. Welander, P. B. & Hahn, I. Miniature high-resolution thermometer for low-temperature applications. *Rev. Sci. Instrum.* **72**, 3600–3604 (2001).
11. Marchenkov, A. *et al.* Bi-state superfluid ${}^3\text{He}$ weak links and the stability of Josephson π states. *Phys. Rev. Lett.* **83**, 3860–3863 (1999).
12. Chui, T., Holmes, W. & Penanen, K. Fluctuations of the phase difference across an array of Josephson junctions in superfluid ${}^4\text{He}$ near the lambda transition. *Phys. Rev. Lett.* **90**, 085301 (2003).
13. Deaver, B. S. & Pierce, J. M. Relaxation oscillator model for superconducting bridges. *Phys. Lett. A* **38**, 81–82 (1972).
14. Davis, J. C. & Packard, R. E. Superfluid ${}^3\text{He}$ Josephson weak links. *Rev. Mod. Phys.* **74**, 741–773 (2002).

Acknowledgements

T. Haard made important contributions to the construction and design of the apparatus. M. Abreau also helped with the construction of the apparatus. The aperture arrays were fabricated by A. Loshak. We thank D. H. Lee and H. Fu for helpful discussions. This work was supported in part by the NSF (grant DMR 0244882) and NASA. Correspondence and requests for materials should be addressed to R.E.P.

Competing financial interests

The authors declare that they have no competing financial interests.

Reprints and permission information is available online at <http://npg.nature.com/reprintsandpermissions/>